

# COUNCIL TAX 2023/24

What You Pay and What We Provide





## » INTRODUCTION

The Fire Authority has a legal duty to tell you how much of your council tax money is required to provide fire service cover in the county of Berkshire. It must also explain how your money will be spent providing that service.

The Authority has approved a revenue budget for 2023/24 of £41.975 million, an increase of 9.18% over the comparable figure for 2022/23. The precept for a band D property has increased by £5 to £78.95.

Settlement funding to the Authority has increased by 5.8% compared to the previous financial year.

If you would like more information about the Fire Authority's finances, please write to:

📍 Head of Finance  
Royal Berkshire Fire Authority  
Newsham Court  
Pincents Kiln  
Calcot, Reading, RG31 7SD.

✉ or email: [precepting@rbfrs.co.uk](mailto:precepting@rbfrs.co.uk)

## » FINANCING ROYAL BERKSHIRE FIRE AND RESCUE SERVICE

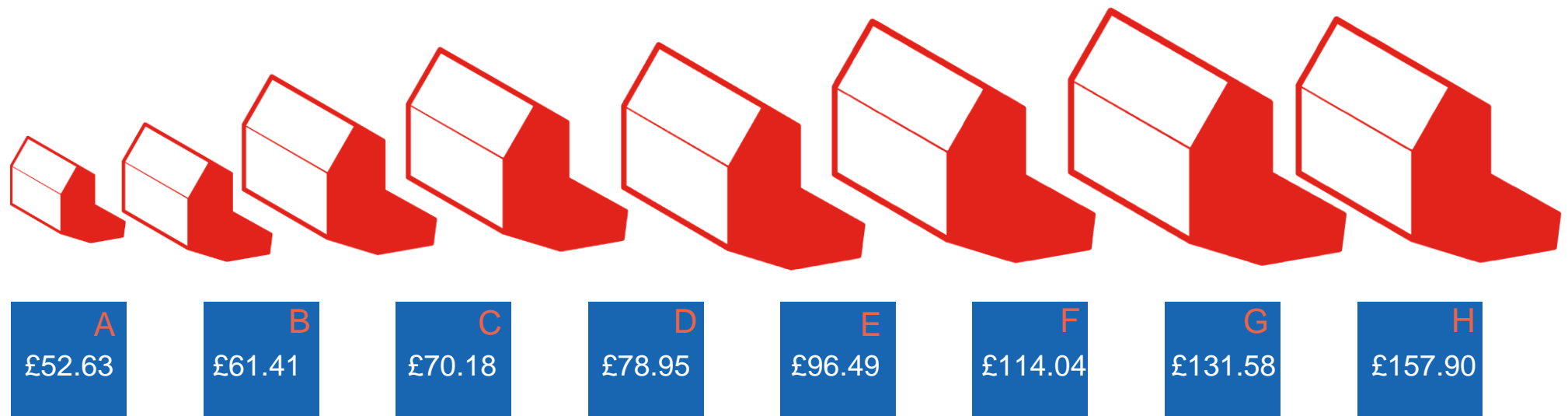
The following table shows how the Authority's net revenue budget of £41.975 million will be financed.

	£ million	£ per head
Gross Revenue Expenditure	46.115	48.56
Gross Revenue Income	-4.713	-4.96
Contributions to Reserves	0.573	0.60
<b>NET BUDGET</b>	<b>41.975</b>	<b>44.20</b>
Less:		
Business Rates	-5.553	-5.85
Government Grants	-7.837	-8.25
Collection Fund Deficit	0.124	0.13
<b>COUNCIL TAX</b>	<b>28.709</b>	<b>30.23</b>



## » HOW MUCH COUNCIL TAX DO WE NEED FROM YOU?







Each house or flat is valued in a band, or group of similar homes, and given a label A to H. Each band or group pays a different amount of tax. The annual cost to each household is detailed below.





## »» HOW DO WE SPEND THE MONEY?

It is important not only to achieve the efficient and effective delivery of your fire service, but also that this is demonstrated to you. The following table shows how we spend the money.

	2022/23 (Latest) £ million	2023/24 £ million
 Employees	31.879	34.002
 Premises	2.391	2.922
 Ill-health retirement costs and injury awards	0.434	0.463
 Transport	0.939	0.969
 Supplies and Services	4.807	4.946
 Capital Investment	2.683	2.813
Gross Revenue Expenditure	43.133	46.115
Revenue Income	-4.460	-4.713
Contributions from Reserves	-0.227	0.573
Net Budget Requirements	38.446	41.975



## »» HOW SPENDING HAS CHANGED

The Authority's 2023/24 budget has seen an overall increase of £3.529 million compared to the budget for 2022/23. The main changes between the two years are set out below:

	£ million
Budget 2022/23	38.446
Pay award and increments	3.439
National Insurance contribution rate decrease	-0.225
Inflation and additional contract costs (including fuel and utilities)	1.002
Efficiency plan savings, income generation and additional savings	-1.260
Movement in revenue reserves	0.573
<b>BUDGET 2023/24</b>	<b>41.975</b>

## »» INVESTING FOR THE FUTURE

The Authority uses some of your money to invest in buildings, equipment and vehicles. The capital programme for 2023/24 amounts to £4.672 million. This will fund long-term improvements in service delivery, including the following:



The enhancement of our fire stations.	Investing in our IT assets.	Investing in our service delivery fleet.
£2.985 million	£0.200 million	£1.487 million



---

## »» BORROWING

At the start of March 2023, the Authority had total borrowings of £10.922 million from the Public Works Loans Board to help finance capital investment. This figure is expected to be £8.922 million at 1<sup>st</sup> April 2023.

## »» VALUE FOR MONEY ASSESSMENT

The auditor's latest Annual Audit Letter has stated that the Authority has proper arrangements in place to secure financial resilience, economy, efficiency and effectiveness in its use of resources.

