

COUNCIL TAX 2022/23

What You Pay and What We Provide





» INTRODUCTION

The Fire Authority has a legal duty to tell you how much of your council tax money is required to provide fire service cover in the county of Berkshire. It must also explain how your money will be spent providing that service.

The Authority has approved a revenue budget for 2022/23 of £38.446 million, an increase of 7.45% over the comparable figure for 2021/22. The precept for a band D property has increased by £5 to £73.95

Settlement funding to the Authority has increased by 0.97% compared to the previous financial year.

If you would like more information about the Fire Authority's finances, please write to:

📍 Head of Finance
Royal Berkshire Fire Authority
Newsham Court
Pincents Kiln
Calcot, Reading, RG31 7SD.

✉ or email: precepting@rbfrs.co.uk

» FINANCING ROYAL BERKSHIRE FIRE AND RESCUE SERVICE

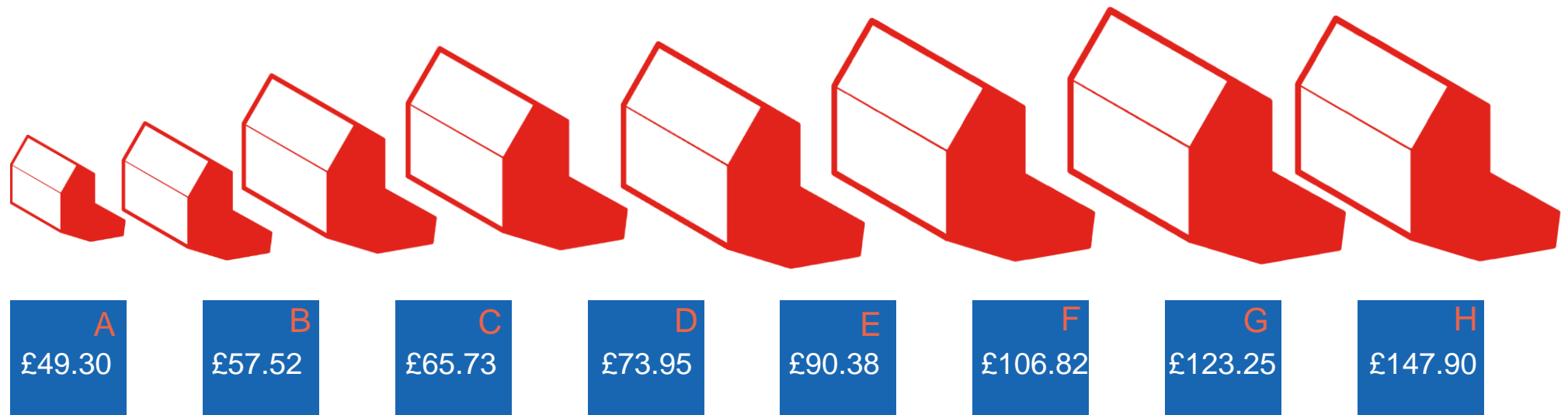
The following table shows how the Authority's net revenue budget of £38.446 million will be financed.

	£ million	£ per head
Gross Revenue Expenditure	42.723	46.55
Gross Revenue Income	-4.277	-4.66
Contributions from Reserves	0.00	0.00
NET BUDGET	38.446	41.89
Less:		
Business Rates	-5.081	-5.54
Government Grants	-8.520	-9.28
Collection Fund Deficit	1.672	1.82
COUNCIL TAX	26.517	28.89



» HOW MUCH COUNCIL TAX DO WE NEED FROM YOU?







Each house or flat is valued in a band, or group of similar homes, and given a label A to H. Each band or group pays a different amount of tax. The annual cost to each household is detailed below.





»» HOW DO WE SPEND THE MONEY?

It is important not only to achieve the efficient and effective delivery of your fire service, but also that this is demonstrated to you. The following table shows how we spend the money.

	2021/22 (Latest) £ million	2022/23 £ million
 Employees	30.537	31.730
 Premises	2.348	2.401
 Ill-health retirement costs and injury awards	0.406	0.424
 Transport	0.934	0.939
 Supplies and Services	4.474	4.572
 Capital Investment	1.594	2.657
Gross Revenue Expenditure	40.293	42.723
Revenue Income	-4.250	-4.277
Contributions from Reserves	-0.264	-0.000
Net Budget Requirements	35.779	38.446



» HOW SPENDING HAS CHANGED

The Authority's 2022/23 budget has seen an overall increase of £2.667 million compared to the budget for 2021/22. The main changes between the two years are set out below:

	£ million
Budget 2021/22	35.779
Pay award and increments	1.331
Increased National Insurance and Pension contributions	0.266
Inflation and additional contract costs	0.323
Efficiency plan savings, income generation and additional savings	-0.345
Additional Investment in Strategic Asset Investment Framework	1.063
Movement in revenue reserves	0.029
BUDGET 2022/23	38.446

» INVESTING FOR THE FUTURE

The Authority uses some of your money to invest in buildings, equipment and vehicles. The capital programme for 2022/23 amounts to £4.161 million. This will fund long-term improvements in service delivery, including the following:



The enhancement of our fire stations.	Investing in our IT assets.	Investing in our service delivery fleet.
£1.413 million	£1.368 million	£1.380 million



»» BORROWING

At the start of March 2022, the Authority had total borrowings of £8.922 million from the Public Works Loans Board to help finance capital investment.

»» VALUE FOR MONEY ASSESSMENT

The auditor's latest Annual Audit Letter has stated that the Authority has proper arrangements in place to secure financial resilience, economy, efficiency and effectiveness in its use of resources.

