

# COUNCIL TAX 2021/22

What You Pay and What We Provide





## » INTRODUCTION

The Fire Authority has a legal duty to tell you how much of your council tax money is required to provide fire service cover in the county of Berkshire. It must also explain how your money will be spent providing that service.

The Authority has approved a revenue budget for 2021/22 of £35.779 million, an increase of 1.46% over the comparable figure for 2020/21. The precept for a band D property has increased by 1.99% to £68.95.

Settlement funding to the Authority has increased by 0.17% compared to the previous financial year.

If you would like more information about the Fire Authority's finances, please write to:

📍 Head of Finance  
Royal Berkshire Fire Authority  
Newsham Court  
Pincents Kiln  
Calcot, Reading, RG31 7SD.

✉ or email: [precepting@rbfrs.co.uk](mailto:precepting@rbfrs.co.uk)

## » FINANCING ROYAL BERKSHIRE FIRE AND RESCUE SERVICE

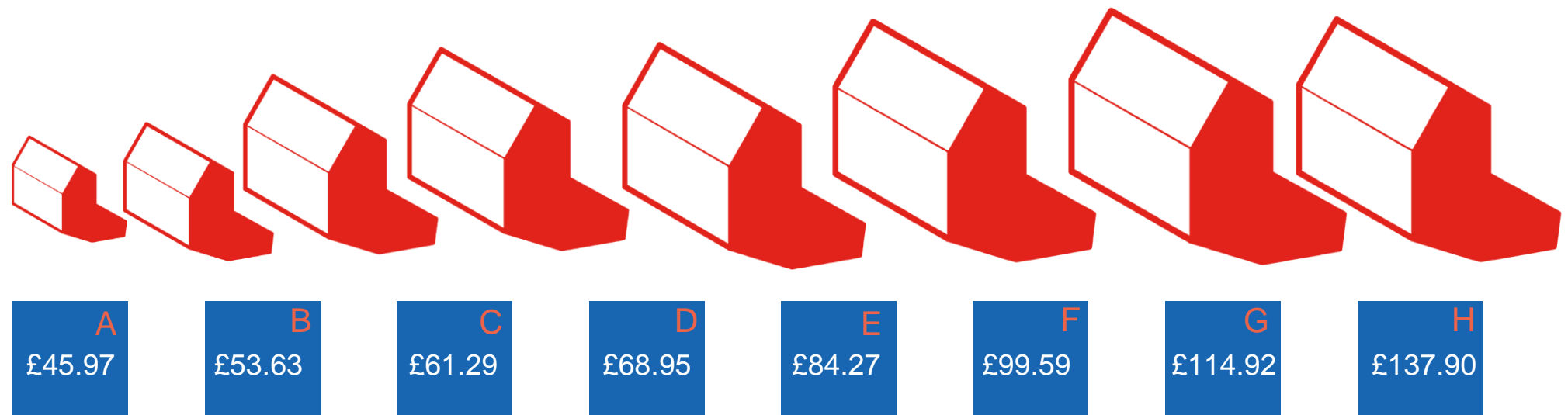
The following table shows how the Authority's net revenue budget of £35.779 million will be financed.

	£ million	£ per head
Gross Revenue Expenditure	40.406	44.17
Gross Revenue Income	-4.067	-4.45
Contributions from Reserves	-0.560	-0.61
<b>NET BUDGET</b>	<b>35.779</b>	<b>39.11</b>
Less:		
Business Rates	-5.487	-6.00
Government Grants	-8.164	-8.92
Collection Fund Deficit	2.151	2.35
<b>COUNCIL TAX</b>	<b>24.279</b>	<b>26.54</b>



## » HOW MUCH COUNCIL TAX DO WE NEED FROM YOU?







Each house or flat is valued in a band, or group of similar homes, and given a label A to H. Each band or group pays a different amount of tax. The annual cost to each household is detailed below.





## »» HOW DO WE SPEND THE MONEY?

It is important not only to achieve the efficient and effective delivery of your fire service, but also that this is demonstrated to you. The following table shows how we spend the money.

	2020/21 (Latest) £ million	2021/22 £ million
 Employees	30.543	30.265
 Premises	2.354	2.334
 Ill-health retirement costs and injury awards	0.430	0.437
 Transport	1.052	0.901
 Supplies and Services	4.492	4.343
 Capital Financing	1.423	1.595
Gross Revenue Expenditure	40.294	39.875
Revenue Income	-4.747	-4.067
Contributions from Reserves	-0.284	-0.029
Net Budget Requirements	35.263	35.779



## »» HOW SPENDING HAS CHANGED

The Authority's 2021/22 budget has seen an overall increase of £0.516 million compared to the budget for 2020/21. The main changes between the two years are set out below:

	£ million
Budget 2020/21	35.263
Pay increments	0.197
Inflation and additional contract costs	0.074
Nucleus crewing in West Berkshire	0.087
Efficiency plan savings, income generation and additional savings	-0.269
Financing costs associated with Strategic Asset Investment	0.172
Framework plans	
Movement in revenue reserves	0.255
<b>BUDGET 2021/22</b>	<b>35.779</b>

## »» INVESTING FOR THE FUTURE

The Authority uses some of your money to invest in buildings, equipment and vehicles. The capital programme for 2021/22 amounts to £6.675 million. This will fund long-term improvements in service delivery, including the following:



The enhancement of our fire stations.	Investing in our IT assets.	Investing in our service delivery fleet.
£4.427 million	£0.758 million	£1.490 million



---

## »» BORROWING

At the start of March 2021, the Authority had total borrowings of £8.842 million from the Public Works Loans Board to help finance capital investment.

## »» VALUE FOR MONEY ASSESSMENT

The auditor's latest Annual Audit Letter has stated that the Authority has proper arrangements in place to secure financial resilience, economy, efficiency and effectiveness in its use of resources.

